



## Pruning

Pruning is the work done on plants that have woody trunk and shoots, and aims to develop and give the plant a certain shape, to set the direction of development or production. The parts of the plant that are pruned are always above ground, actually are the small or larger branches.

**Training pruning:** Is the pruning that is meant to give shape to the plant or to regulate the direction of or intended formatting, like the ornamental, that are fed by the constant pruning, some shapes. Pruning is often aimed at shaping the crown of the plant to facilitate the partial mechanization of the harvest at fruit trees or ornamental plants grown for cut flowers.

**Therapeutic pruning:** Is the pruning meant to remove a diseased piece of the plant so the rest of it to remain healthy. Sometimes pruning is in the nature of intervention for plant health, having a direction to remove infected stems from a pathogen removal and incineration. In those cases, regular disinfection of pruning tools is needed.

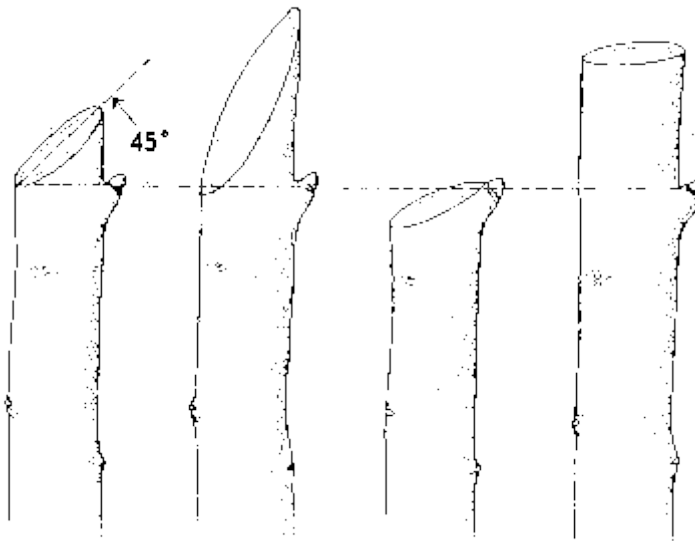
**Fruit tree pruning:** This kind of pruning is designed to regulate fruiting plant that thereby increasing or reducing the output capacity of the plant. This pruning forces the plant to germinate more or less, so to increase or reduce its production in order to assist it, as in the case of young fruit trees. Sometimes during spring we cut some of the blooming branches of trees, both to reduce fruiting and not put in danger the plant later on the weight of many fruits, so the other remaining fruit to reach a sufficient size. In his work pruning fruiting, the pruner needs to know well, which are the fruit producing buds on the branches of the plant. Also we need to know which the first year of fruiting is.

Pruning of plants is at a certain time, depending on the type of plant, and type of pruning that we are going to perform as we mentioned above. In ornamental plants pruning may be needed several times a year as to keep their shape, especially for plants used as hedges and edgings.

Unlike the fruit trees that pruning must be performed in late winter or early spring. Some trees need pruning during the winter. In many cases, pruning is used to make the tree produce fruit a little earlier or a little later as to avoid damaging the blossoms.

When you need to thin out the tree from the many fruit, then pruning is usually done in the spring. Even in some necessary cases can be done in the summer.


Pruning is using special tools such as hedge trimmers, clippers, saws and maybe the ax. Pruning, not to the detriment of the plant must be performed by skilled workers; people involved in horticulture years and have gained the required experience. Considerable experience is needed pruning rows of trees and supported plants (grapevine, kiwi, etc.).



bud (Figure 1).

Of particular importance is the manner in which cuts are made during pruning. We must use the correct tool, well maintained, with sharp blades, as not to mince the cut branch. Regular disinfection of pruning tools helps prevent the spread of infectious diseases from plant to plant. The cuts should be inclined at 45 degrees, past the last


Be careful when cutting large branches (diameter more than 3 cm), Both to avoid the braking of branches, the other for security reasons (to avoid injuries). The technique involves cutting the branches into three stages (Figure 2). The first section is incomplete and is at the bottom of the stem closest to the base, the second incision is made near the first but at the top of the shoot. Should it be removed from the stem base, and proceed to the third step (Figure 2), after the branch has more ease than much of the load.



One plant, for which there is intense interest in gardening for trimming, is the rose. The main pruning of the rose is in late winter - early spring. For Crete is usually in January to 15 February. In colder climates is later. A second light pruning can be made at the end of July - early August for straighten up the shape of the plant and push into new flowering in autumn. The rules we follow in pruning the rose bush is to remove those branches converge at the center of the bush (good ventilation), the old, those showing symptoms of attack by pests (scales, etc.) or show ulcerations and



injury and those branches that also spoil the normal shape of the plant. Schematic pruning the rose bush is given by the relevant picture below.



Θαμνώδης  
τριανταφυλλιά

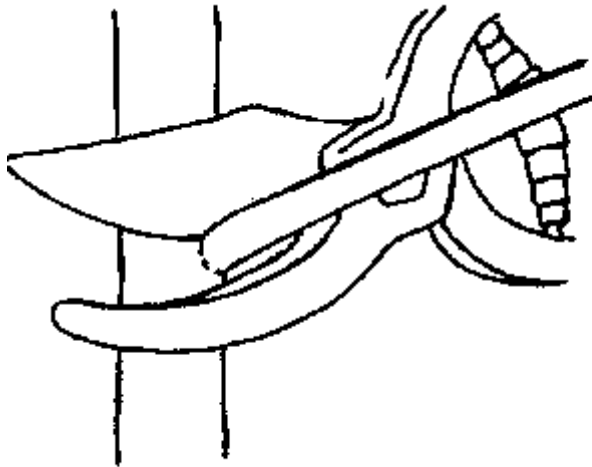
ΚΛΑΔΕΜΑ



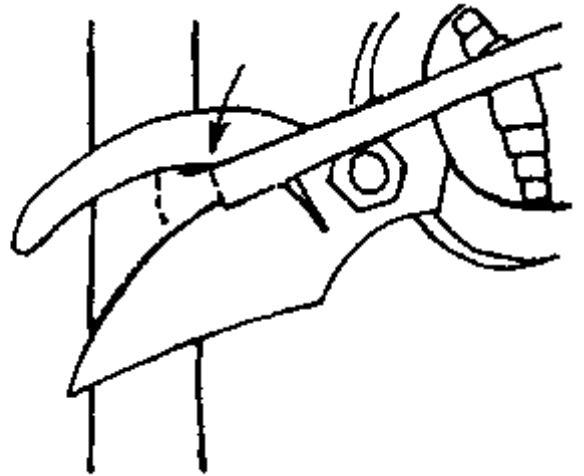
After the pruning big trees where the cuts are big, it is a good idea to spread the wounds created either specifically for this purpose preparations with either wax or end with a common paint, to prevent entry of pathogen inoculums in the plant.



garden • center



ΣΩΣΤΟ



ΛΑΘΟΣ

Garden Center